

Did you know?

- 800** Visits are made on an average day to Stratford Public Library (SPL).
- 4,562** The number of books SPL lent to other libraries in 2005. (SPL borrowed 5,774.)
- 7 out of 10** Stratford people use the SPL according to the City's 2005 Leisure Study.
- \$5.5 million** What it would cost if people had to purchase the books, CDs & DVDs that they borrow from SPL in a year (assuming an average cost of only \$15).
- 12** The number of people lined up in an average hour to use SPL computers.
- 1,198** The number of information questions of personal value that people ask SPL staff in an average week.



Libraries How they stack up Canadian edition

This report for Canadian libraries, *Libraries How they stack up*, provides a snapshot of the economic impact of libraries in Canada. The report contains some interesting comparisons of library economics and activities to other sectors, professions and destinations in the worldwide economy.

Libraries as economic engines

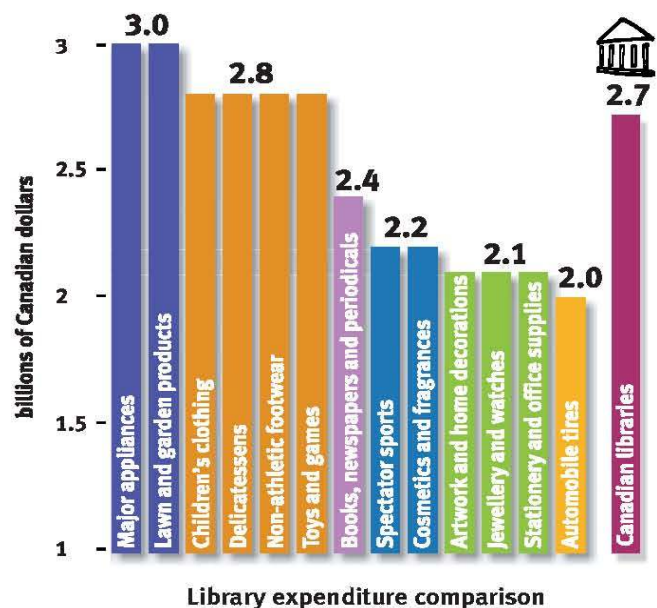
Estimated worldwide library expenditures:

\$45.7 billion annually¹

Estimated Canadian library expenditures:

\$2.7 billion annually²

Canadian libraries purchase an estimated \$2.7 billion in goods and services annually—exceeding Canadian spending on books or cosmetics and approximating the amount spent on children's clothing.

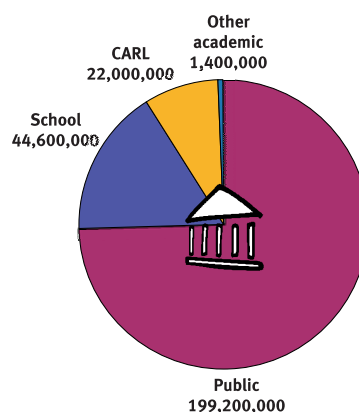


1. Information compiled from more than 30 sources.
2. LibEcon http://www.libecon.org/database/current/pub_2003.xls.

Libraries as logistics experts

Canadian libraries circulate 267,200,000 items a year⁴

Public libraries:	199,200,000
School libraries:	44,600,000
CARL libraries:	22,000,000
Other academic libraries:	1,400,000
Total:	267,200,000 total

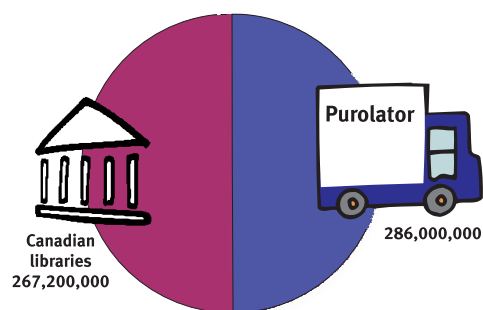


How do libraries compare to Purolator?

Canadian libraries circulate annually almost as many items as Purolator handles each year.⁵

Purolator handles more than 5.5 million pieces each week.

(5.5 million x 52 weeks = 286,000,000)



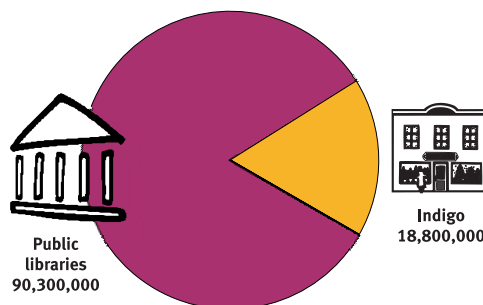
How do libraries compare to Indigo?

The inventory of books, videos and CDs in Canadian public libraries is estimated at almost five times that of all the Indigo stores, Canada's largest book retailer.⁶

Public libraries: 90,300,000

Indigo: 18,800,000

(90,300,000 / 18,800,000 = 4.8)

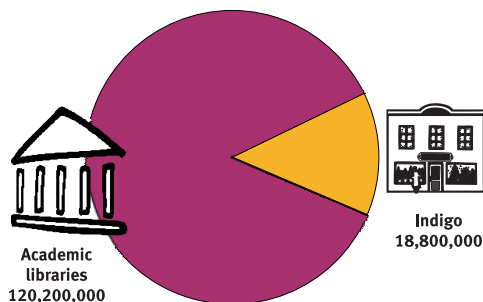


The inventory of books, videos and CDs in Canadian academic libraries is estimated at over six times that of all Indigo stores, Canada's largest book retailer.⁷

Academic libraries: 120,200,000

Indigo: 18,800,000

(120,200,000 / 18,800,000 = 6.4)



4. Public and school libraries: LibEcon http://www.libecon.org/database/current/pub_2003.xls; CARL libraries: CARL Statistics 2002; other academic libraries: ACRL Statistics 2002.

5. http://www.purolator.com/media/corporate/corporate_profile.html.

6. Public libraries: LibEcon http://www.libecon.org/database/current/pub_2003.xls; Indigo financials as reported in CanCorp Canadian Financials, record dated 03/09/2004.

7. Academic libraries: LibEcon http://www.libecon.org/database/current/pub_2003.xls; Indigo financials as reported in CanCorp Canadian Financials, record dated 03/09/2004.

Libraries as valued destinations

One out of every six people in the world is a library user.

Total number of worldwide registered library users:
1.1 billion⁸

Population of the world:
6.3 billion⁹



Almost ten times more people visit Canadian public libraries each year than attended Canadian NHL hockey games in the three most recent years combined.¹⁰


Canadian public library visits: 127,400,000

Canadian NHL hockey attendance:
4,356,260 (2002),
4,444,572 (2003),
4,533,721 (2004) = 13,334,553

$(127,400,000 / 13,334,553 = 9.6)$

If library patrons were to pay the average professional hockey game ticket price of approximately \$59 per visit, libraries would generate almost \$7.5 billion in annual revenues.¹¹


$(127,400,000 \times \$59 = \$7,516,600,000)$



Nearly nine times more people visit Canadian public libraries each year than attend performing arts productions.¹²

Canadian attendance at theatre, music, dance, and opera performances: 14,300,000

$(127,400,000 / 14,300,000 = 8.9)$



8. Information compiled from multiple sources.

9. *World Almanac* 2004, p. 856.

10. Canadian public library visits: LibEcon http://www.libecon.org/database/current/pub_2003.xls; Canadian professional hockey attendance (2002-2004): <http://sports.espn.go.com/nhl/attendance>.

11. Average price of a ticket is US\$44.22 as reported in "NHL Checks Ticket Prices," *CNN Money*, October 8, 2003; http://money.cnn.com/2003/10/08/news/companies/nhl_prices/; Conversion rate as of March 17, 2004.

12. <http://www.statcan.ca/english/freepub/87F0003XIE/sumtable.htm>.